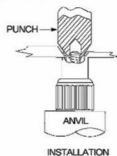
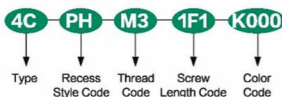


## 4C

## PRISM SERIES PANEL FASTENER ASSEMBLIES (FLARE - IN STYLE )



## Part Number Designation



## Material and Finish

Screw: Hardened carbon Steel, Zinc Plate, chromate plus sealer

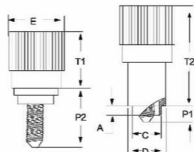
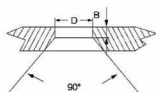
Ferrule E: Aluminum

KNOB (prism plunger) PC/ABS, black

Spring: 300 Series Stainless Steel

Specifying Prism Plunger (to indicate color in the Prism Plungers, change the last three digits of part number):

000black, 008blue, 012purple, 013red, 014green.



All dimensions are in millimeters (Size Unit: mm)

Thread Size	Part Number		Sheet Thickness		A	B	Hole Size IN Sheet ± 0.05	C	D	E	Thread Size	T1	Z	T2	Screw Projection Beyond Outer Surface of Panel			
	Phillips	Phillips	TS	TORX/Slot Combination											Min.	Max.	P1	P2
M3	4C-PH-M3-1F1-K000	4C-TS-M3-1F1-K000	0.8	1.5	1	0.4	4.85	4.6	6.2	9.7	0.7	8.6	3.2	11.5	0.8	3.7		
	4C-PH-M3-2F1-K000	4C-TS-M3-2F1-K000													2.5	5.4		
	4C-PS-M4-1F1-K000	4C-TS-M4-1F1-K000	1.5	3.2	1.8	0.4	6.82	6.7	8.7	13	0.6	11.3	4.2	16.1	0.6	5.6		
	4C-PS-M4-2F1-K000	4C-TS-M4-2F1-K000													2.1	7.1		
#6-32	4C-PS-06-1F1-K000	4C-TS-06-1F1-K000	1.5	3.2	1.8	0.4	5.35		7	11.5		11.3	3.7	15.7	0.8	0.3 5 1.20		
	4C-PS-06-2F1-K000	4C-TS-06-2F1-K000	.059	.126	.070	.016	.213		.276	.453		.44	.146	.61	2.3	.09 6.6 2.6		
#10-32	4C-PS-10-1F1-K000	4C-TS-10-1F1-K000	1.5	3.2	1.8	0.4	6.82	6.7	8.7	13		11.3	4.9	16.1	0.8	.03 5.6 2.2		
	4C-PS-10-2F1-K000	4C-TS-10-2F1-K000	.059	.126	.070	.016	.266	.262	.344	.511		0.45	.191	.64	2.3	.09 7.1 2.8		