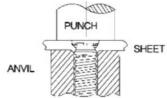
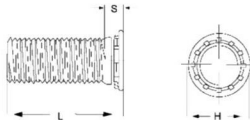
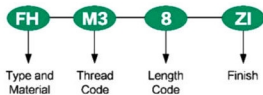


FH / FHS

ROUND HEAD STUDS



Part Number Designation



All dimensions are in inches (Size Unit: inch)

	Thread Size	Type			Thread Code	Length "L" ± .015 (Length Code is in 16ths of an inch)											Min. Sheet Thickness	Hole Size in Sheet +.003	Max. Hole in Attach Paris	H ± .015	S Max.	Min. Dist Hole CL To Edge
		Steel	Stainless Steel	Alum-inum		250	312	375	500	625	750	875	1.00	1.25	1.50							
UNIFIED	.086-56(#2-56)	FH	FHS	FHA	256	4	5	6	8	10	12	/	/	/	/	.040	.085	.105	.144	.075	.187	
	.112-40(#4-40)	FH	FHS	FHA	440	4	5	6	8	10	12	14	16	/	/	.040	.111	.135	.176	.085	.219	
	.138-32(#6-32)	FH	FHS	FHA	632	4	5	6	8	10	12	14	16	20	24	.040	.137	.160	.206	.090	.250	
	.164-32(#8-32)	FH	FHS	FHA	832	4	5	6	8	10	12	14	16	20	24	.040	.163	.185	.237	.090	.281	
	.190-24(#10-24)	FH	FHS	FHA	024	/	5	6	8	10	12	14	16	20	24	.040	.189	.210	.256	.100	.281	
	.190-32(#10-32)	FH	FHS	FHA	032	/	5	6	8	10	12	14	16	20	24	.040	.189	.210	.256	.100	.281	
	.250-20(1/4-20)	FH	FHS	FHA	0420	/	/	6	8	10	12	14	16	20	24	.062	.249	.270	.337	.135	.312	
	.313-18(5/16-18)	FH	FHS	FHA	0518	/	/	/	8	10	12	14	16	20	24	.093	.311	.333	.376	.160	.375	

All dimensions are in millimeters (Size Unit: mm)

	Thread Size	Type			Thread Code	Length Code "L" ± 0.4 (Length Code is in millimeters)											Min. Sheet Thickness	Hole Size in Sheet +0.08	Max. Hole in Attach Paris	H ± 0.4	S Max.	Min. Dist Hole CL To Edge
		Steel	Stainless Steel	Alum-inum		6	8	10	12	15	18	/	/	/	/							
METRIC	M2.5X0.45	FH	FHS	FHA	M2.5	6	8	10	12	15	18	/	/	/	/	1	2.5	3.1	4.1	1.95	5.4	
	M3X0.5	FH	FHS	FHA	M3	6	8	10	12	15	18	20	25	/	/	1	3	3.6	4.6	2.1	5.6	
	M3.5X0.6	FH	FHS	FHA	M3.5	6	8	10	12	15	18	20	25	30	/	1	3.5	4.1	5.3	2.25	6.4	
	M4X0.7	FH	FHS	FHA	M4	6	8	10	12	15	18	20	25	30	35	1	4	4.6	5.9	2.4	7.2	
	M5X0.8	FH	FHS	FHA	M5	/	8	10	12	15	18	20	25	30	35	1	5	5.6	6.5	2.7	7.2	
	M6X1.0	FH	FHS	FHA	M6	/	/	10	12	15	18	20	25	30	35	1.6	6	6.6	8.2	3	7.9	
	M8X1.25	FH	FHS	FHA	M8	/	/	/	12	15	18	20	25	30	35	2.4	8	8.6	9.6	3.7	9.6	