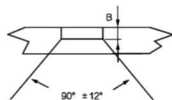


## PF41/PF42

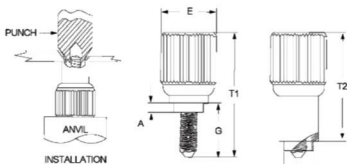
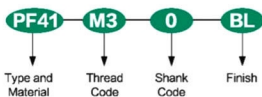
## PANEL FASTENERS



Knob: Aluminum  
 Ferrule: Aluminum  
 Screw: 300 Series Stainless Steel  
 Spring: 300 Series Stainless Steel



## Part Number Designation



All dimensions are in millimeters (Size Unit:mm)

	Thread Size		Type	Thread Code		Shank Code	A ± 0.1	Min. Sheet Thickness	Hole size In Sheet +0.08	C MAX.	B ± 0.1	E ± 0.25 ± 0.64	G	T1 ± 0.2	T2 Nom.	Driver Size
	Unified	Metric		Unified	Metric											
METRIC	.112-40 (#4-40)	M3X0.5	PF41 PF15	440	M3	0	1.0	1.0	4.75	4.73	0.4	10.5	4	12.1	11.3	#1
						1							5.7	13.8		
						2							7.2	15.3		
	.112-40 (#4-40)	M3X0.5	PF42 PF25	440	M3	0	1.8	1.8	4.75	4.73	0.4	10.5	4.7	12.8	11.3	#1
						1							6.4	14.5		
						2							7.9	16		
	.138-32 (#6-32)	M3.5X0.6	PF41 PF15	632	M3.5	0	1.8	1.8	5.4	5.38	0.4	11.5	6	16.4	15.3	#2
						1							7.6	18		
						2							9.2	19.6		
	.138-32 (#6-32)	M3.5X0.6	PF42 PF25	632	M3.5	0	3.4	3.4	5.4	5.38	1.6	11.5	9.2	19.6	15.3	#2
						1							10.8	21.2		
						2							10.8	21.2		
.164-32 (#8-32)	M4X0.7	PF41 PF15	832	M4	0	1.8	1.8	6.75	6.73	0.4	13	8	18.5	15.6	#2	
					1							9.5	20			
					2							11.1	21.6			
.164-32 (#8-32)	M4X0.7	PF42 PF25	832	M4	0	3.4	3.4	6.75	6.73	1.6	13	9.5	20	15.6	#2	
					1							11.1	21.6			
					2							11.1	21.6			
.190-32 (#10-32)	M5X0.8	PF41 PF15	32	M5	0	1.8	1.8	6.75	6.73	0.4	13	8	18.5	15.6	#2	
					1							9.5	20			
					2							11.1	21.6			
.190-32 (#10-32)	M5X0.8	PF42 PF25	32	M5	0	3.4	3.4	6.75	6.73	1.6	13	8	18.5	15.6	#2	
					1							9.5	20			
					2							11.1	21.6			
.250-20 1/4-20	M6X1	PF41 PF15	0420	M6	0	1.8	1.8	8.20	8.17	0.4	14.7	9.4	22.1	19.3	#3	
					1							11	23.7			
					2							12.6	25.3			
.250-20 1/4-20	M6X1	PF42 PF25	0420	M6	0	3.4	3.4	8.20	8.17	1.6	14.7	9.4	22.1	19.3	#3	
					1							11	23.7			
					2							12.6	25.3			