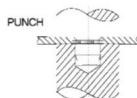
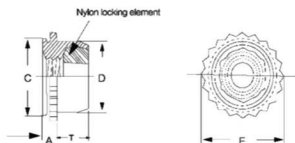
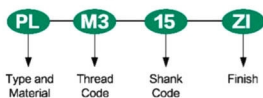


PL

SELF - LOCKING FASTENERS



Part Number Designation



All dimensions are in inches(Size Unit:inch)

	Thread Size X Pitch	Type		Thread Code	Shank Code	A (Shank) Max.	Sheet Thickness	Hole size in Sheet +.003	C Max.	D Max.	E Max.	T Max.	Min. Dist Hole C/L To Edge	Max. Hole in Attached Parts
		Steel	Stainless Steel											
UNIFIED	.112-40(#4-40)	PL	PLC	440	15	.060	.060-.070	.234	.233	.216	.28	.130	.17	.132
	.138-32(#6-32)	PL	PLC	632	15	.060	.060-.070	.265	.264	.246	.31	.130	.19	.158
	.164-32(#8-32)	PL	PLC	832	15	.060	.060-.070	.297	.296	.278	.34	.155	.22	.184
	.190-32(#10-32)	PL	PLC	032	15	.060	.060-.070	.312	.311	.292	.35	.165	.25	.210

All dimensions are in millimeters(Size Unit:mm)

	Thread Size X Pitch	Type		Thread Code	Shank Code	A (Shank) Max.	Sheet Thickness	Hole size in Sheet +0.08	C Max.	D Max.	E Max.	T Max.	Min. Dist Hole C/L To Edge	Max. Hole in Attached Parts
		Steel	Stainless Steel											
METRIC	M3X0.5	PL	PLC	M3	15	1.53	1.53-1.78	6	5.97	5.5	7.1	3.6	4.3	3.5
	M4X0.7	PL	PLC	M4	15	1.53	1.53-1.78	7.5	7.47	7.0	8.6	4.2	5.6	4.5
	M5X0.8	PL	PLC	M5	15	1.53	1.53-1.78	8	7.97	7.5	8.9	4.5	6.4	5.5